

Blanket & Fluid Warming Cabinets



MADE
IN THE **USA**



www.macmedical.com

D-Series

Warming Cabinets

The D-Series (Data Logging) Warming Cabinets provide independent, digitally controlled heating chambers that offer actual temperature and set point displays. Data is recorded every 30 minutes and stored for up to two years. Choose from single, dual, or triple chamber units.



the **NEXT** generation of warming cabinets

DWC243074E-G-4B
(shown with optional glass doors)



D-Series Header Control (Single Chamber)

STANDARD FEATURES

- "Easy Log" integrated data logger with removable USB
- Keyed temperature lock out
- Keyed door lock for single & upper chamber units
- Adjustable feet
- Stainless steel doors
- Automatically records data every 30 minutes
- Internal storage up to 2 years
- Displays actual temperature and set points at all times
- Independent digitally controlled heating chambers
- Rapid warm time (2-6 hours depending on load)
- Push button digital operation
- Large digital display(s)
- Fully insulated to provide uniform heating
- Audible & visual over-temp alarm

OPTIONAL FEATURES

- New* • CuVerro® antimicrobial copper alloy handle
- Full view glass door
- Left hand door hinge
- 220/240V power supply
- Celsius
- Two (2) recessed unit options
- Seismic braces
- Pass through chamber
- Electronic keypad lock
- Sloping top
- Keyed door lock for intermediate & lower chamber units
- Custom sizes available

To Download Data

1. Insert supplied USB flash drive into USB slot.
2. Data download will automatically begin.
3. During download display will read:
4. Once the display shows the temperature again, it is safe to remove the flash drive.
5. Data is saved on the flash drive as a .CSV file for easy import into most spreadsheet programs (e.g. Microsoft Excel).
6. Data is secure (no reporting or connection to any network).

Sample Report

SWC243074 Single, S/N: 062112-D01, 101118

DATE/TIME	TEMPERATURE	°C/°F
10/10/2018 23:12	106	F
10/10/2018 23:43	106	F
10/11/2018 0:12	106	F
10/11/2018 0:43	106	F
10/11/2018 1:12	106	F

Premium Upgrade

TS-Series

Warming Cabinets

The Ethernet/Wi-Fi capable TS-Series (Touch Screen) Warming Cabinets offer unparalleled technology by allowing remote connectivity to your warmer (via smart phone app) and giving you control of your warmer wherever you are. Choose from single or dual chamber units.



SMART technology



DWC243074T-TS-G-4B
(shown with optional glass doors and roll out baskets)



TS-Series Header Control (Single & Dual Chambers)

STANDARD FEATURES

- Many of the same features as the D-Series, but also includes:
- Intuitive touch screen control
 - Intuitive software (supports multiple languages)
 - Data logging with digital signatures
 - Electronic temperature lock out
 - View live trends
 - Alarm logging
 - Multi-level user security
 - Operator audit trail
 - Built in Ethernet
 - Wi-Fi capable (router to be supplied by end user)
 - Remote monitoring & control (VNC)
 - Remote tech support & diagnostics
 - Text and email alarm notifications
 - File transfer via USB or FTP web page
 - Smart phone/device access

OPTIONAL FEATURES

- New* • CuVerro® antimicrobial copper alloy handle
- Full view glass door
- Left hand door hinge
- 220/240V power supply
- Celsius
- Two (2) recessed unit options
- Seismic braces
- Pass through chamber
- Electronic keypad lock
- Sloping top
- Keyed door lock for lower chamber units
- Custom sizes available


Check on the status of your warmer(s) with your smart phone device



Manage multiple warmers remotely or locally, via Ethernet or Wi-Fi (router for Wi-Fi to be supplied by end user)



Optional roll out basket makes organization and item selection easy. Cool touch handles keep your hands from getting burned.



Single Chamber Units

Blanket & Fluid Warming Cabinets

Single Chamber Units

Blanket & Fluid Warming Cabinets

Redesigned

SWC151822 (D-Series only)

Overall Dimensions

17.25"D x 18"W x 22"H
(438.15mm x 457.2mm x 558.8mm)
Optional Adjustable Shelf

Chamber I.D.

14"D x 14"W x 11.63"H
(355.6mm x 355.6mm x 259.4mm)
1.30 Cubic Feet Storage
Temperature Range 90°-160° F (Tolerance +/- 1° F)

Electrical

120V, 2.08 Amp, 50/60 Hz, .25 kWh (Avg.),
853 BTU/hr (Avg.)

Approximate Capacity

5-6 Blankets or 8 Solution Bottles (1 Liter Each)*



SWC151822-G-NB
No base (NB) standard for this model

Additional items available for this model (sold separately):

- Mobile Stand (MS1518)
- Mobile Cabinet Stand (WBC1518)
- Roll Out Basket (WB1518)

Quick SHIP

SWC182424 (D-Series) SWC182424-TS (TS-Series)

Overall Dimensions

20.5"D x 24"W x 24.5"H
(520.7mm x 609.6mm x 622.3mm)
Optional Adjustable Shelf

Chamber I.D.

17"D x 20"W x 15.25"H
(431.8mm x 508mm x 387.3mm)
3.0 Cubic Feet Storage
Temperature Range 90°-160° F (Tolerance +/- 1° F)

Electrical

120V, 2.9 Amp, 50/60 Hz, .23 kWh (Avg.),
785 BTU/hr (Avg.)

Approximate Capacity

9 Blankets or 8 Solution Bottles (1 Liter Each)*



SWC182424-G-NB
No base (NB) standard for this model

Additional items available for this model (sold separately):

- Mobile Stand (MS1824)
- Mobile Cabinet Stand (WBC1824)
- Roll Out Basket (WB1824)

SWC242424 (D-Series) SWC242424-TS (TS-Series)

Overall Dimensions

26.5"D x 24"W x 24.5"H
(673.1mm x 609.6mm x 622.3mm)
1 Adjustable Shelf

Chamber I.D.

23"D x 20"W x 15.25"H
(584.2mm x 508mm x 387.3mm)
4.06 Cubic Feet Storage
Temperature Range 90°-160° F (Tolerance +/- 1° F)

Electrical

120V, 6.3 Amp, 50/60 Hz, .45 kWh (Avg.),
1535 BTU/hr (Avg.)

Approximate Capacity

9 Blankets or 12 Solution Bottles (1 Liter Each)*



SWC242424-G-NB
No base (NB) standard for this model

Additional items available for this model (sold separately):

- Mobile Stand (MS2424)
- Mobile Cabinet Stand (WBC2424)
- Roll Out Basket (WB2424)

SWC183024 (D-Series) SWC183024-TS (TS-Series)

Overall Dimensions

20.5"D x 30"W x 24.5"H
(520.7mm x 762mm x 622.3mm)
1 Adjustable Shelf

Chamber I.D.

17"D x 26"W x 15.25"H
(431.8mm x 660.4mm x 387.3mm)
3.9 Cubic Feet Storage
Temperature Range 90°-160° F (Tolerance +/- 1° F)

Electrical

120V, 5.7 Amp, 50/60 Hz, .45 kWh (Avg.),
1535 BTU/hr (Avg.)

Approximate Capacity

18 Blankets or 8 Solution Bottles (1 Liter Each)*



SWC183024-G-NB
No base (NB) standard for this model

Additional items available for this model (sold separately):

- Mobile Stand (MS1830)
- Mobile Cabinet Stand (WBC1830)
- Roll Out Basket (WB1830)

Quick SHIP

SWC243036 (D-Series) SWC243036-TS (TS-Series)

Overall Dimensions

26.5"D x 30"W x 36"H
(673.1mm x 762mm x 914.4mm)
2 Adjustable Shelves

Chamber I.D.

23"D x 26"W x 25"H
(584.2mm x 660.4mm x 635mm)
8.65 Cubic Feet Storage
Temperature Range 90°-160° F (Tolerance +/- 2° F)

Electrical

120V, 6.3 Amp, 50/60 Hz, .45 kWh (Avg.),
1535 BTU/hr (Avg.)

Approximate Capacity

32 Blankets or 40 Solution Bottles (1 Liter Each)*



SWC243036-G-2B
2" base (2B) standard for this model

Additional items available for this model (sold separately):

- Mobile Stand (MS2430)
- Mobile Cabinet Stand (WBC2430)
- Roll Out Basket (WB2430)

New

SWC242436 (D-Series) SWC242436-TS (TS-Series)

Overall Dimensions

26.5"D x 24"W x 36"H
(673.1mm x 609.6mm x 914.4mm)
2 Adjustable Shelves

Chamber I.D.

23"D x 20"W x 25"H
(584.2mm x 508mm x 635mm)
6.7 Cubic Feet Storage
Temperature Range 90°-160° F (Tolerance +/- 1° F)

Electrical

120V, 6.3 Amp, 50/60 Hz, .45 kWh (Avg.),
1535 BTU/hr (Avg.)

Approximate Capacity

16 Blankets or 25 Solution Bottles (1 Liter Each)*



SWC242436-G-2B
2" base (2B) standard for this model

Additional items available for this model (sold separately):

- Mobile Stand (MS2424)
- Mobile Cabinet Stand (WBC2424)
- Roll Out Basket (WB2424)

SWC182464 (D-Series) SWC182464-TS (TS-Series)

Overall Dimensions

20.5"D x 24"W x 64.75"H
(520.7mm x 609.6mm x 1645mm)
3 Adjustable Shelves

Chamber I.D.

17"D x 20"W x 49.5"H
(431.8mm x 508mm x 1257mm)
9.74 Cubic Feet Storage
Temperature Range 90°-160° F (Tolerance +/- 1° F)

Electrical

120V, 6.5 Amp, 50/60 Hz, .47 kWh (Avg.),
1604 BTU/hr (Avg.)

Approximate Capacity

32 Blankets or 48 Solution Bottles (1 Liter Each)*



SWC182464-G-4B
4" base (4B) standard for this model

Additional items available for this model (sold separately):

- Mobile Base (MB1824)
- Roll Out Basket (WB1824)

Quick SHIP

SWC243024 (D-Series) **Best Seller!** SWC243024-TS (TS-Series)

Overall Dimensions

26.5"D x 30"W x 24.5"H
(673.1mm x 762mm x 622.3mm)
1 Adjustable Shelf

Chamber I.D.

23"D x 26"W x 15.25"H
(584.2mm x 660.4mm x 387.3mm)
5.27 Cubic Feet Storage
Temperature Range 90°-160° F (Tolerance +/- 1° F)

Electrical

120V, 6.3 Amp, 50/60 Hz, .45 kWh (Avg.),
1535 BTU/hr (Avg.)

Approximate Capacity

18 Blankets or 20 Solution Bottles (1 Liter Each)*



SWC243024-G-NB
No base (NB) standard for this model

Additional items available for this model (sold separately):

- Mobile Stand (MS2430)
- Mobile Cabinet Stand (WBC2430)
- Roll Out Basket (WB2430)

New

SWC182436 (D-Series) SWC182436-TS (TS-Series)

Overall Dimensions

20.5"D x 24"W x 36"H
(520.7mm x 609.6mm x 914.4mm)
2 Adjustable Shelves

Chamber I.D.

17"D x 20"W x 25"H
(431.8mm x 508mm x 635mm)
5.0 Cubic Feet Storage
Temperature Range 90°-160° F (Tolerance +/- 1° F)

Electrical

120V, 5.7 Amp, 50/60 Hz, .23 kWh (Avg.),
785 BTU/hr (Avg.)

Approximate Capacity

16 Blankets or 20 Solution Bottles (1 Liter Each)*



SWC182436-G-2B
2" base (2B) standard for this model

Additional items available for this model (sold separately):

- Mobile Stand (MS1824)
- Mobile Cabinet Stand (WBC1824)
- Roll Out Basket (WB1824)

SWC242464 (D-Series) SWC242464-TS (TS-Series)

Overall Dimensions

26.5"D x 24"W x 64.75"H
(673.1mm x 609.6mm x 1645mm)
3 Adjustable Shelves

Chamber I.D.

23"D x 20"W x 51"H
(584.2mm x 508mm x 1295mm)
13.60 Cubic Feet Storage
Temperature Range 90°-160° F (Tolerance +/- 3° F)

Electrical

120V, 6.5 Amp, 50/60 Hz, .41 kWh (Avg.),
1604 BTU/hr (Avg.)

Approximate Capacity

80 Blankets or 120 Solution Bottles (1 Liter Each)*



SWC242464-G-4B
4" base (4B) standard for this model

Additional items available for this model (sold separately):

- Mobile Base (MB2424)
- Roll Out Basket (WB2424)

New! Optional Mobile Cabinet Stand

Available for 36"H & smaller
single chamber models



Single Chamber Units

Blanket & Fluid Warming Cabinets

SWC183064 (D-Series)
SWC183064-TS (TS-Series)

Overall Dimensions

20.5"D x 30"W x 64.75"H
(520.7mm x 762mm x 1645mm)
3 Adjustable Shelves

Chamber I.D.

17"D x 26"W x 51"H
(431.8mm x 660.4mm x 1295mm)
13.05 Cubic Feet Storage
Temperature Range 90°-160° F (Tolerance +/- 3° F)

Electrical

120V, 6.3 Amp, 50/60 Hz, .41 kWh (Avg.),
1400 BTU/hr (Avg.)

Approximate Capacity

66 Blankets or 72 Solution Bottles (1 Liter Each)*



SWC183064-G-4B
4" base (4B) standard for this model

Additional items available for this model (sold separately):

- Mobile Base (MB1830)
- Roll Out Basket (WB1830)

SWC243064 (D-Series)
SWC243064-TS (TS-Series)

Overall Dimensions

26.5"D x 30"W x 64.75"H
(673.1mm x 762mm x 1645mm)
3 Adjustable Shelves

Chamber I.D.

23"D x 26"W x 51"H
(584.2mm x 660.4mm x 1295mm)
17.65 Cubic Feet Storage
Temperature Range 90°-160° F (Tolerance +/- 3° F)

Electrical

120V, 6.5 Amp, 50/60 Hz, .41 kWh (Avg.),
1604 BTU/hr (Avg.)

Approximate Capacity

80 Blankets or 120 Solution Bottles (1 Liter Each)*



SWC243064-G-4B
4" base (4B) standard for this model

Additional items available for this model (sold separately):

- Mobile Base (MB2430)
- Roll Out Basket (WB2430)

SWC182474 (D-Series)
SWC182474-TS (TS-Series)

Overall Dimensions

20.5"D x 24"W x 74.5"H
(520.7mm x 609.6mm x 1892mm)
2 Adjustable Shelves, 1 Fixed Shelf

Chamber I.D.

17"D x 20"W x 61"H
(431.8mm x 508mm x 1549mm)
12.0 Cubic Feet Storage
Temperature Range 90°-160° F (Tolerance +/- 3° F)

Electrical

120V, 6.5 Amp, 50/60 Hz, .47 kWh (Avg.),
1604 BTU/hr (Avg.)

Approximate Capacity

32 Blankets or 60 Solution Bottles (1 Liter Each)*



SWC182474-G-4B
4" base (4B) standard for this model

Additional items available for this model (sold separately):

- Mobile Base (MB1824)
- Roll Out Basket (WB1824)

SWC183074 (D-Series)
SWC183074-TS (TS-Series)

Overall Dimensions

20.5"D x 30"W x 74.5"H
(520.7mm x 762mm x 1892mm)
2 Adjustable Shelves, 1 Fixed Shelf

Chamber I.D.

17"D x 26"W x 61"H
(431.8mm x 660.4mm x 1549mm)
15.60 Cubic Feet Storage
Temperature Range 90°-160° F (Tolerance +/- 3° F)

Electrical

120V, 6.5 Amp, 50/60 Hz, .47 kWh (Avg.),
1604 BTU/hr (Avg.)

Approximate Capacity

80 Blankets or 72 Solution Bottles (1 Liter Each)*



SWC183074-G-4B
4" base (4B) standard for this model

Additional items available for this model (sold separately):

- Mobile Base (MB1830)
- Roll Out Basket (WB1830)

SWC242474 (D-Series)
SWC242474-TS (TS-Series)

Overall Dimensions

26.5"D x 24"W x 74.5"H
(673.1mm x 609.6mm x 1892mm)
2 Adjustable Shelves, 1 Fixed Shelf

Chamber I.D.

23"D x 20"W x 61"H
(584.2mm x 508mm x 1549mm)
16.24 Cubic Feet Storage
Temperature Range 90°-160° F (Tolerance +/- 3° F)

Electrical

120V, 6.5 Amp, 50/60 Hz, .47 kWh (Avg.),
1604 BTU/hr (Avg.)

Approximate Capacity

80 Blankets or 120 Solution Bottles (1 Liter Each)*



SWC242474-G-4B
4" base (4B) standard for this model

Additional items available for this model (sold separately):

- Mobile Base (MB2424)
- Roll Out Basket (WB2424)

SWC243074 (D-Series) *Best Seller!*
SWC243074-TS (TS-Series)

Overall Dimensions

26.5"D x 30"W x 74.5"H
(673.1mm x 762mm x 1892mm)
2 Adjustable Shelves, 1 Fixed Shelf

Chamber I.D.

23"D x 26"W x 61"H
(584.2mm x 660.4mm x 1549mm)
21.1 Cubic Feet Storage
Temperature Range 90°-160° F (Tolerance +/- 3° F)

Electrical

120V, 6.5 Amp, 50/60 Hz, .47 kWh (Avg.),
1604 BTU/hr (Avg.)

Approximate Capacity

80 Blankets or 120 Solution Bottles (1 Liter Each)*



SWC243074-G-4B
4" base (4B) standard for this model

Additional items available for this model (sold separately):

- Mobile Base (MB2430)
- Roll Out Basket (WB2430)

Dual Chamber Units

Blanket & Fluid Warming Cabinets

DWC182464T (D-Series)
DWC182464T-TS (TS-Series)
(T = Chambers in Thirds)

Overall Dimensions

20.5"D x 24"W x 64.75"H
(520.7mm x 609.6mm x 1645mm)
7.47 Cubic Feet Storage, 3 Adjustable Shelves

Upper Chamber I.D.

17"D x 20"W x 13.5"H
(431.8mm x 508mm x 342.9mm)
2.65 Cubic Feet Storage
Temperature Range 90°-160° F (Tolerance +/- 1° F)

Lower Chamber I.D.

17"D x 20"W x 24.5"H
(431.8mm x 508mm x 622.3mm)
4.82 Cubic Feet Storage
Temperature Range 90°-160° F (Tolerance +/- 2° F)

Electrical

120V, 8.9 Amp, 50/60 Hz, .65 kWh (Avg.),
2218 BTU/hr (Avg.)

Approximate Capacity

26 Blankets or 36 Solution Bottles (1 Liter Each)*



DWC182464T-G-4B
4" base (4B) standard for this model

Additional items available for this model (sold separately):

- Mobile Base (MB1824)
- Roll Out Basket (WB1824)

DWC242464T (D-Series)
DWC242464T-TS (TS-Series)
(T = Chambers in Thirds)

Overall Dimensions

26.5"D x 24"W x 64.75"H
(673.1mm x 609.6mm x 1645mm)
10.11 Cubic Feet Storage, 3 Adjustable Shelves

Upper Chamber I.D.

23"D x 20"W x 13.5"H
(584.2mm x 508mm x 342.9mm)
3.59 Cubic Feet Storage
Temperature Range 90°-160° F (Tolerance +/- 2° F)

Lower Chamber I.D.

23"D x 20"W x 24.5"H
(584.2mm x 508mm x 622.3mm)
6.52 Cubic Feet Storage
Temperature Range 90°-160° F (Tolerance +/- 2° F)

Electrical

120V, 8.3 Amp, 50/60 Hz, .60 kWh (Avg.),
2047 BTU/hr (Avg.)

Approximate Capacity

52 Blankets or 80 Solution Bottles (1 Liter Each)*



DWC242464T-G-4B
4" base (4B) standard for this model

Additional items available for this model (sold separately):

- Mobile Base (MB2424)
- Roll Out Basket (WB2424)

DWC183064T (D-Series)
DWC183064T-TS (TS-Series)
(T = Chambers in Thirds)

Overall Dimensions

20.5"D x 30"W x 64.75"H
(520.7mm x 762mm x 1645mm)
9.72 Cubic Feet Storage, 3 Adjustable Shelves

Upper Chamber I.D.

17"D x 26"W x 13.5"H
(431.8mm x 660.4mm x 342.9mm)
3.45 Cubic Feet Storage
Temperature Range 90°-160° F (Tolerance +/- 1° F)

Lower Chamber I.D.

17"D x 26"W x 24.5"H
(431.8mm x 660.4mm x 622.3mm)
6.27 Cubic Feet Storage
Temperature Range 90°-160° F (Tolerance +/- 2° F)

Electrical

120V, 8.3 Amp, 50/60 Hz, .60 kWh (Avg.),
2047 BTU/hr (Avg.)

Approximate Capacity

50 Blankets or 54 Solution Bottles (1 Liter Each)*



DWC183064T-G-4B
4" base (4B) standard for this model

Additional items available for this model (sold separately):

- Mobile Base (MB1830)
- Roll Out Basket (WB1830)

DWC243064T (D-Series)
DWC243064T-TS (TS-Series)
(T = Chambers in Thirds)

Overall Dimensions

26.5"D x 30"W x 64.75"H
(673.1mm x 762mm x 1645mm)
13.15 Cubic Feet Storage, 3 Adjustable Shelves

Upper Chamber I.D.

23"D x 26"W x 13.5"H
(584.2mm x 660.4mm x 342.9mm)
4.67 Cubic Feet Storage
Temperature Range 90°-160° F (Tolerance +/- 2° F)

Lower Chamber I.D.

23"D x 26"W x 24.5"H
(584.2mm x 660.4mm x 622.3mm)
8.48 Cubic Feet Storage
Temperature Range 90°-160° F (Tolerance +/- 2° F)

Electrical

120V, 8.9 Amp, 50/60 Hz, .65 kWh (Avg.),
2218 BTU/hr (Avg.)

Approximate Capacity

52 Blankets or 96 Solution Bottles (1 Liter Each)*



DWC243064T-G-4B
4" base (4B) standard for this model

Additional items available for this model (sold separately):

- Mobile Base (MB2430)
- Roll Out Basket (WB2430)

Contact Us

Contact our customer service department toll free at **877-828-9975**, or by email at sales@macmedical.com.



*Capacity will vary based on the types of blankets and bottles used.

*Capacity will vary based on the types of blankets and bottles used.

Dual Chamber Units

Blanket & Fluid Warming Cabinets

DWC182474T (D-Series)
DWC182474T-TS (TS-Series)
(T = Chambers in Thirds)

Overall Dimensions
20.5"D x 24"W x 74.5"H
(520.7mm x 609.6mm x 1892mm)
9.44 Cubic Feet Storage, 3 Adjustable Shelves

Upper Chamber I.D.
17"D x 20"W x 15.25"H
(431.8mm x 508mm x 387.3mm)
2.65 Cubic Feet Storage
Temperature Range 90°-160° F (Tolerance +/- 1° F)

Lower Chamber I.D.
17"D x 20"W x 34.5"H
(431.8mm x 508mm x 876.3mm)
6.79 Cubic Feet Storage
Temperature Range 90°-160° F (Tolerance +/- 2° F)

Electrical
120V, 8.9 Amp, 50/60 Hz, .65 kWh (Avg.),
2218 BTU/hr (Avg.)

Approximate Capacity
32 Blankets or 48 Solution Bottles (1 Liter Each)*



DWC182474T-G-4B
4" base (4B) standard for this model

Additional items available for this model (sold separately):

- Mobile Base (MB1824)
- Roll Out Basket (WB1824)

DWC242474T (D-Series)
DWC242474T-TS (TS-Series)
(T = Chambers in Thirds)

Overall Dimensions
26.5"D x 24"W x 74.5"H
(673.1mm x 609.6mm x 1892mm)
13.24 Cubic Feet Storage, 3 Adjustable Shelves

Upper Chamber I.D.
23"D x 20"W x 15.25"H
(584.2mm x 508mm x 387.3mm)
4.06 Cubic Feet Storage
Temperature Range 90°-160° F (Tolerance +/- 1° F)

Lower Chamber I.D.
23"D x 20"W x 34.5"H
(584.2mm x 508mm x 876.3mm)
9.18 Cubic Feet Storage
Temperature Range 90°-160° F (Tolerance +/- 3° F)

Electrical
120V, 8.9 Amp, 50/60 Hz, .65 kWh (Avg.),
2218 BTU/hr (Avg.)

Approximate Capacity
52 Blankets or 80 Solution Bottles (1 Liter Each)*



DWC242474T-G-4B
4" base (4B) standard for this model

Additional items available for this model (sold separately):

- Mobile Base (MB2424)
- Roll Out Basket (WB2424)

DWC183074T (D-Series)
DWC183074T-TS (TS-Series)
(T = Chambers in Thirds)

Overall Dimensions
20.5"D x 30"W x 74.5"H
(520.7mm x 762mm x 1892mm)
12.27 Cubic Feet Storage, 3 Adjustable Shelves

Upper Chamber I.D.
17"D x 26"W x 15.25"H
(431.8mm x 660.4mm x 387.3mm)
3.45 Cubic Feet Storage
Temperature Range 90°-160° F (Tolerance +/- 1° F)

Lower Chamber I.D.
17"D x 26"W x 34.5"H
(431.8mm x 660.4mm x 876.3mm)
8.82 Cubic Feet Storage
Temperature Range 90°-160° F (Tolerance +/- 2° F)

Electrical
120V, 8.3 Amp, 50/60 Hz, .82 kWh (Avg.),
2047 BTU/hr (Avg.)

Approximate Capacity
52 Blankets or 72 Solution Bottles (1 Liter Each)*



DWC183074T-G-4B
4" base (4B) standard for this model

Additional items available for this model (sold separately):

- Mobile Base (MB1830)
- Roll Out Basket (WB1830)

Quick Ship

DWC243074T (D-Series) **Best Seller!**
DWC243074T-TS (TS-Series)
(T = Chambers in Thirds)

Overall Dimensions
26.5"D x 30"W x 74.5"H
(673.1mm x 762mm x 1892mm)
17.21 Cubic Feet Storage, 3 Adjustable Shelves

Upper Chamber I.D.
23"D x 26"W x 15.25"H
(584.2mm x 660.4mm x 387.3mm)
5.28 Cubic Feet Storage
Temperature Range 90°-160° F (Tolerance +/- 1° F)

Lower Chamber I.D.
23"D x 26"W x 34.5"H
(584.2mm x 660.4mm x 876.3mm)
11.93 Cubic Feet Storage
Temperature Range 90°-160° F (Tolerance +/- 3° F)

Electrical
120V, 12.5 Amp, 50/60 Hz, .90 kWh (Avg.),
3071 BTU/hr (Avg.)

Approximate Capacity
52 Blankets or 120 Solution Bottles (1 Liter Each)*



DWC243074T-G-4B
4" base (4B) standard for this model

Additional items available for this model (sold separately):

- Mobile Base (MB2430)
- Roll Out Basket (WB2430)

Dual Chamber Units

Blanket & Fluid Warming Cabinets

New

DWC182474E (D-Series)
DWC182474E-TS (TS-Series)
(E = Equal Chambers)

Overall Dimensions
20.5"D x 24"W x 74.5"H
(520.7mm x 609.6mm x 1892mm)
10.21 Cubic Feet Storage, 4 Adjustable Shelves

Upper Chamber I.D.
17"D x 20"W x 25"H
(431.8mm x 508mm x 635mm)
4.97 Cubic Feet Storage
Temperature Range 90°-160° F (Tolerance +/- 2° F)

Lower Chamber I.D.
17"D x 20"W x 26"H
(431.8mm x 508mm x 660.4mm)
5.24 Cubic Feet Storage
Temperature Range 90°-160° F (Tolerance +/- 2° F)

Electrical
120V, 8.9 Amp, 50/60 Hz, .65 kWh (Avg.),
2218 BTU/hr (Avg.)

Approximate Capacity
44 Blankets or 48 Solution Bottles (1 Liter Each)*



DWC182474E-G-4B
4" base (4B) standard for this model

Additional items available for this model (sold separately):

- Mobile Base (MB1824)
- Roll Out Basket (WB1824)

DWC183074E (D-Series)
DWC183074E-TS (TS-Series)
(E = Equal Chambers)

Overall Dimensions
20.5"D x 30"W x 74.5"H
(520.7mm x 762mm x 1892mm)
13.04 Cubic Feet Storage, 4 Adjustable Shelves

Upper Chamber I.D.
17"D x 26"W x 25"H
(431.8mm x 660.4mm x 635mm)
6.39 Cubic Feet Storage
Temperature Range 90°-160° F (Tolerance +/- 2° F)

Lower Chamber I.D.
17"D x 26"W x 26"H
(431.8mm x 660.4mm x 660.4mm)
6.65 Cubic Feet Storage
Temperature Range 90°-160° F (Tolerance +/- 2° F)

Electrical
120V, 11.4 Amp, 50/60 Hz, .82 kWh (Avg.),
2798 BTU/hr (Avg.)

Approximate Capacity
64 Blankets or 72 Solution Bottles (1 Liter Each)*



DWC183074E-G-4B
4" base (4B) standard for this model

Additional items available for this model (sold separately):

- Mobile Base (MB1830)
- Roll Out Basket (WB1830)

New

DWC242474E (D-Series)
DWC242474E-TS (TS-Series)
(E = Equal Chambers)

Overall Dimensions
26.5"D x 24"W x 74.5"H
(673.1mm x 609.6mm x 1892mm)
13.64 Cubic Feet Storage, 4 Adjustable Shelves

Upper Chamber I.D.
23"D x 20"W x 25"H
(584.2mm x 508mm x 635mm)
6.65 Cubic Feet Storage
Temperature Range 90°-160° F (Tolerance +/- 2° F)

Lower Chamber I.D.
23"D x 20"W x 26"H
(584.2mm x 508mm x 660.4mm)
6.99 Cubic Feet Storage
Temperature Range 90°-160° F (Tolerance +/- 2° F)

Electrical
120V, 8.9 Amp, 50/60 Hz, .65 kWh (Avg.),
2218 BTU/hr (Avg.)

Approximate Capacity
64 Blankets or 80 Solution Bottles (1 Liter Each)*



DWC242474E-G-4B
4" base (4B) standard for this model

Additional items available for this model (sold separately):

- Mobile Base (MB2424)
- Roll Out Basket (WB2424)

DWC243074E (D-Series)
DWC243074E-TS (TS-Series)
(E = Equal Chambers)

Overall Dimensions
26.5"D x 30"W x 74.5"H
(673.1mm x 762mm x 1892mm)
17.64 Cubic Feet Storage, 4 Adjustable Shelves

Upper Chamber I.D.
23"D x 26"W x 25"H
(584.2mm x 660.4mm x 635mm)
8.65 Cubic Feet Storage
Temperature Range 90°-160° F (Tolerance +/- 2° F)

Lower Chamber I.D.
23"D x 26"W x 26"H
(584.2mm x 660.4mm x 660.4mm)
8.99 Cubic Feet Storage
Temperature Range 90°-160° F (Tolerance +/- 2° F)

Electrical
120V, 12.5 Amp, 50/60 Hz, .90 kWh (Avg.),
3071 BTU/hr (Avg.)

Approximate Capacity
64 Blankets or 120 Solution Bottles (1 Liter Each)*



DWC243074E-G-4B
4" base (4B) standard for this model

Additional items available for this model (sold separately):

- Mobile Base (MB2430)
- Roll Out Basket (WB2430)

Triple Chamber Units

Blanket & Fluid Warming Cabinets

TWC183078 (D-Series only)

Overall Dimensions
20.5"D x 30"W x 78.75"H
(520.7mm x 762mm x 2000mm)
10.36 Cubic Feet Storage, 1 Adjustable Shelf

Upper Chamber I.D.
17"D x 26"W x 11.25"H
(431.8mm x 660.4mm x 285.7mm)
2.88 Cubic Feet Storage
Temperature Range 90°-110° F (Tolerance +/- 1° F)

Intermediate Chamber I.D.
17"D x 26"W x 10.75"H
(431.8mm x 660.4mm x 273mm)
2.75 Cubic Feet Storage
Temperature Range 90°-150° F (Tolerance +/- 1° F)

Lower Chamber I.D.
17"D x 26"W x 18.5"H
(431.8mm x 660.4mm x 469.9mm)
4.73 Cubic Feet Storage
Temperature Range 90°-160° F (Tolerance +/- 1° F)

Electrical
120V, 12.9 Amp, 50/60 Hz, .90 kWh (Avg.),
3071 BTU/hr (Avg.)

Approximate Capacity
62 Blankets or 54 Solution Bottles (1 Liter Each)*



TWC183078-G-4B
4" base (4B) standard for this model

Additional items available for this model (sold separately):
• Mobile Base (MB1830)
• Roll Out Basket (WB1830)

TWC243078 (D-Series only)

Overall Dimensions
26.5"D x 30"W x 78.75"H
(673.1mm x 762mm x 2000mm)
14.01 Cubic Feet Storage, 1 Adjustable Shelf

Upper Chamber I.D.
23"D x 26"W x 11.25"H
(584.2mm x 660.4mm x 285.7mm)
3.89 Cubic Feet Storage
Temperature Range 90°-110° F (Tolerance +/- 1° F)

Intermediate Chamber I.D.
23"D x 26"W x 10.75"H
(584.2mm x 660.4mm x 273mm)
3.72 Cubic Feet Storage
Temperature Range 90°-150° F (Tolerance +/- 1° F)

Lower Chamber I.D.
23"D x 26"W x 18.5"H
(584.2mm x 660.4mm x 469.9mm)
6.4 Cubic Feet Storage
Temperature Range 90°-160° F (Tolerance +/- 1° F)

Electrical
120V, 12.9 Amp, 50/60 Hz, .90 kWh (Avg.),
3071 BTU/hr (Avg.)

Approximate Capacity
62 Blankets or 90 Solution Bottles (1 Liter Each)*



TWC243078-G-4B
4" base (4B) standard for this model

Additional items available for this model (sold separately):
• Mobile Base (MB2430)
• Roll Out Basket (WB2430)

Warming Cabinet Options

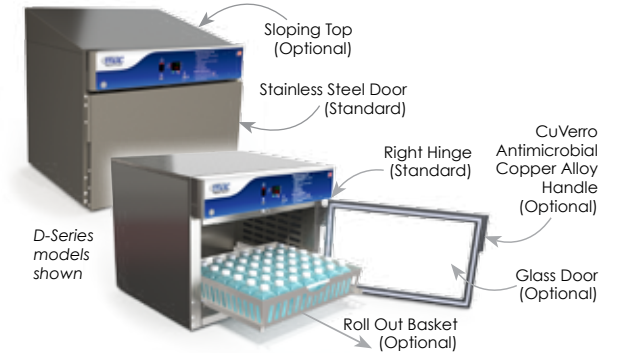
Door Types
• Stainless Steel (Standard)
• Glass

Door Hinges
Right (Standard) • Left

Base Styles
2" • 4" • 6" • No Base

Note: Additional shelving available for purchase

- Options & Accessories**
- CuVerro Antimicrobial Copper Alloy Handle
 - 220/240V Power Supply
 - Celsius
 - Two (2) Recessed Unit Options:
R1 = Insulation Wrap, No Top Panel, No Side Panels, and No Trim Kit
R2 = Top Panel, Side Panels, and Trim Kit
 - Seismic Braces
 - Mobile Stand
 - Mobile Cabinet Stand
 - Mobile Base
 - Roll Out Basket
 - Pass Through Chamber
 - Electronic Keypad Lock
 - Sloping Top
 - Intermediate Chamber Door Lock (only available for Triple Chamber Units)
 - Lower Chamber Door Lock (only available for Dual and Triple Chamber Units)



How to Order Warming Cabinets (Touch Screen Models add a "-TS" on the end of the model #)						
Base Model #	Overall Size	Chambers	Door Type	Door Hinge	Base Style	Options & Accessories
SWC151822	17.25"D x 18"W x 22"H	Single	G = Glass Door	LH = Left Hinge	2B = 2" Base	CH = CuVerro® Antimicrobial Copper Alloy Handle 220 = 220/240V Power Supply C = Celsius R1 = Recessed Unit with Insulation Wrap, No Top Panel, No Side Panels, and No Trim Kit R2 = Recessed Unit with Top Panel, Side Panels, and Trim Kit SB = Seismic Braces MS = Mobile Stand WBC = Mobile Cabinet Stand MB = Mobile Base WB = Roll Out Basket P = Pass Through Chamber EL = Electronic Keypad Lock ST = Sloping Top IDL = Intermediate Chamber Door Lock (Only available for Triple Chamber Units) LDL = Lower Chamber Door Lock (Only available for Dual & Triple Chamber Units)
SWC182424	20.5"D x 24"W x 24.5"H	Single	Blank = Stainless Steel Door (Standard)	Blank = Right Hinge (Standard)	4B = 4" Base	
SWC242424	26.5"D x 24"W x 24.5"H	Single			6B = 6" Base	
SWC183024	20.5"D x 30"W x 24.5"H	Single			NB = No Base	
SWC243024	26.5"D x 30"W x 24.5"H	Single				
SWC182436	20.5"D x 24"W x 36" H	Single				
SWC183036	20.5"D x 30"W x 36" H	Single				
SWC242436	26.5"D x 24"W x 36" H	Single				
SWC243036	26.5"D x 30"W x 36" H	Single				
SWC182464	20.5"D x 24"W x 64.75" H	Single				
SWC242464	26.5"D x 24"W x 64.75" H	Single				
SWC183064	20.5"D x 30"W x 64.75" H	Single				
SWC243064	26.5"D x 30"W x 64.75" H	Single				
SWC182474	20.5"D x 24"W x 74.5" H	Single				
SWC183074	20.5"D x 30"W x 74.5" H	Single				
SWC242474	26.5"D x 24"W x 74.5" H	Single				
SWC243074	26.5"D x 30"W x 74.5" H	Single				
DWC182464T*	20.5"D x 24"W x 64.75" H	Dual				
DWC242464T*	26.5"D x 24"W x 64.75" H	Dual				
DWC183064T*	20.5"D x 30"W x 64.75" H	Dual				
DWC243064T*	26.5"D x 30"W x 64.75" H	Dual				
DWC182474T*	20.5"D x 24"W x 74.5" H	Dual				
DWC242474T*	26.5"D x 24"W x 74.5" H	Dual				
DWC183074T*	20.5"D x 30"W x 74.5" H	Dual				
DWC243074T*	26.5"D x 30"W x 74.5" H	Dual				
DWC182474E**	20.5"D x 24"W x 74.5" H	Dual				
DWC183074E**	20.5"D x 30"W x 74.5" H	Dual				
DWC242474E**	26.5"D x 24"W x 74.5" H	Dual				
DWC243074E**	26.5"D x 30"W x 74.5" H	Dual				
TWC183078	20.5"D x 30"W x 78.75" H	Triple				
TWC243078	26.5"D x 30"W x 78.75" H	Triple				

Warming Cabinet Accessories



Mobile Stands	
Model #	Overall Dimensions
MS1518	18"D x 21"W x 34"H
MS1824	20"D x 28"W x 34"H
MS1830	20"D x 34"W x 34"H
MS2424	26"D x 26"W x 34"H
MS2430	26"D x 34"W x 34"H

Mobile Cabinet Stands	
Model #	Overall Dimensions
WBC1518	18"D x 21"W x 34"H
WBC1824	20"D x 28"W x 34"H
WBC1830	20"D x 34"W x 34"H
WBC2424	26"D x 26"W x 34"H
WBC2430	26"D x 34"W x 34"H

Mobile Bases	
Model #	Overall Dimensions
MB1824	22"D x 27"W x 6.75"H
MB1830	22"D x 33"W x 6.75"H
MB2424	28"D x 27"W x 6.75"H
MB2430	28"D x 33"W x 6.75"H

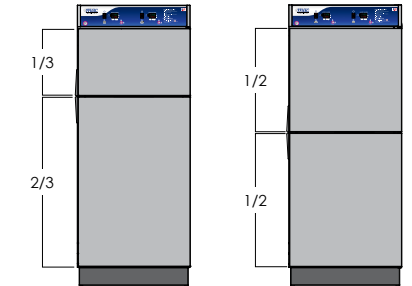
Roll Out Baskets	
Model #	Overall Dimensions
WB1518	11.88"D x 10.25"W x 5"H
WB1824	16"D x 16.92"W x 5"H
WB1830	15.88"D x 22.98"W x 5"H
WB2424	21.75"D x 16.98"W x 5"H
WB2430	21.75"D x 23.10"W x 5"H

Note: All warming cabinet mobile stands, mobile cabinet stands, mobile bases, and roll out baskets are sold separately.

*Capacity will vary based on the types of blankets and bottles used.

Call Toll Free: 877-828-9975

* T = Chambers in Thirds ** E = Equal Chambers



Example 1: Model # DWC243074E, Stainless Steel Door, Right Hinge, 4" Base, Celsius, Lower Chamber Door Lock = Order Model # DWC243074E-4B-C-LDL

Example 2: Model # SWC182464, Glass Door, Left Hinge, Sloping Top, Mobile Base = Order Model # SWC182464-G-LH-ST-MB

Additional sizes available for specific requirements, please contact us for further assistance

Note: Model # will change based on features added



Warranty Information



Limited Lifetime Warranty

MAC Medical warrants to the original purchaser that its Proprietary Products will be free from defects in workmanship or materials under normal use and service for the life of the product, so long as owned by the original purchaser, according to the limitations set forth below. Defective products shall be repaired or replaced at MAC Medical's option at no cost to the original purchaser provided:

1. The customer must obtain a written return authorization supplied by MAC Medical's customer service department. The product must be returned, properly packaged, with a copy of the original sales receipt and copy of the RMA authorization. Please call (877) 828-9975 or (618) 476-3550 to receive a return authorization.
2. The customer must pre-pay freight charges to and from MAC Medical and must ship merchandise properly packaged, in a way the product will not be damaged during transit to the factory. MAC Medical does not warranty any freight damage to or from the factory. It is the customer's responsibility to inspect the product for packaging damage before signing the BOL.

This warranty does not apply to products, which have been subject to abuse, misuse, accident, modification, alteration, tampering, negligence, lack of routine maintenance or misapplication; or products that have been repaired by other than MAC Medical or its authorized representatives.

This warranty does not apply to glass, fabrics, vinyl, seat coverings, cushions, padding or their stitching, gluing or installation. Component parts not manufactured by MAC Medical, such as casters, caster inserts, any components made from rubber or plastic, circuit boards, fan heaters, plumbing parts, electrical switches and other components are also excluded. For these component parts, MAC Medical will pass on the original manufacturer's warranty to MAC Medical equipment original purchasers. Please consult factory for questions regarding the warranties of these component parts. This warranty does not apply to custom fabricated products. Consult factory.

UNLESS EXPRESSLY SET FORTH IN THIS WARRANTY, THERE ARE NO OTHER WARRANTIES, WHETHER EXPRESS OR IMPLIED, OF FITNESS AND / OR MERCHANTABILITY OR ANY OTHER WARRANTY IMPLIED BY CUSTOM, USAGE OR COURSE OF DEALING.

Liability of MAC Medical under this warranty is limited to the repair and / or replacement of any products. MAC Medical specifically excludes and disclaims any responsibility for any incidental or consequential damages claimed to have arisen from any defect in workmanship or materials. No representative has any authority to change or enlarge the above warranty or MAC Medical liability. This supersedes all previous warranty provisions.

